

Subscribe to E-alerts

If you would like to get an email when sections are updated, please subscribe to E-Alerts
Simply follow these steps.

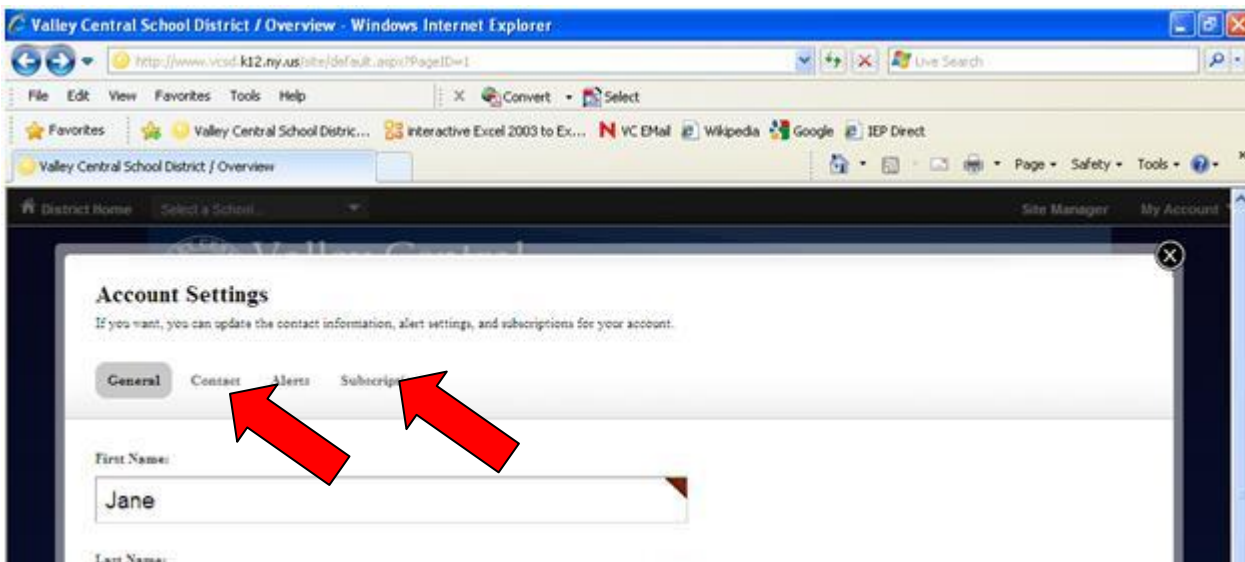
1. Sign on to the website
2. Click on “My Account”



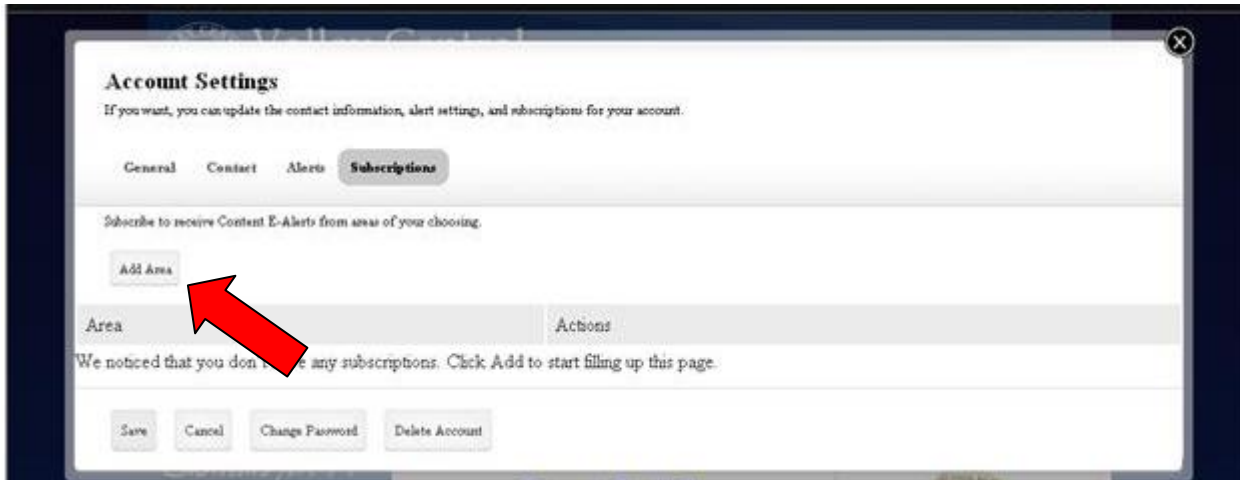
3. Edit Account Settings



4. Go to the “Contact” tab and make sure your contact information is correct and an e-mail address is entered.
5. Then click on “Subscriptions”



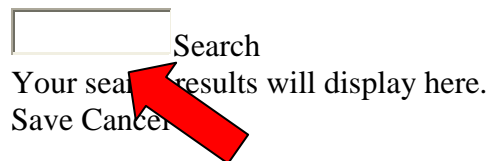
6. Click on "Add Area"




7. In the blank box type High School then click on the "Search" icon (this may take a few minutes)

Add Area Subscription

Search for the area to which you'd like to subscribe. Choose one or more areas from the results.



8. Once you click on the check  mark it will turn green
9. Press Save

You will now receive an e-mail whenever an item on the High School Website is changed.